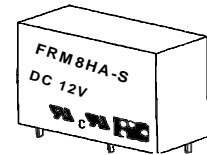


FRM8 RELAY



FEATURES

- Subminiature, standard P.C. layout
- High switching capacity in a compact package
- SPST (N.O.) and SPDT (N.O. & N.C.) configurations
- High sensitivity: 0.2W (SPST); 0.4W (SPDT)
- Use on control, air conditioner and heating control of small appliances
- Dust cover or sealed type



Recognized File No. : E141516

SPECIFICATIONS

COIL RATING

RATED VOLTAGE (V DC)	COIL RESISTANCE Ω +/-10 %		RATED CURRENT (mA)		MUST OPERATE VOLTAGE	MUST DROPOUT VOLTAGE	MAXIMUM VOLTAGE	POWER CONSUMPTION (W)
	FRM8	FRM8H	FRM8	FRM8H				
3	20	45	150	66.7	75 Max.	5 Min.	130 Max.	FRM8 0.45W FRM8H 0.2W For "1 FORM A" ONLY
5	55	125	91	40				
6	80	180	75	33.3				
9	180	400	50	22.5				
12	320	700	37.5	16.7				
18	720	1600	25	11.2				
24	1280	2800	18.8	8.5				

CHARACTERISTICS

Contact Arrangement	SPST(1 Form A), SPDT (1 FORM C)
Contact Material	Silver Alloy
Contact Resistance	100m Ω Max. (Measured at 1A 24VDC)
Contact Rating (Resistive Load)	SPST (N.O.) : 10A 125VAC 5A 250VAC/30VDC SPDT (N.O.) : 10A 125VAC 5A 250VAC/30VDC (N.C.) : 3A 250VAC/30VDC
Switching Voltage	DC 110V Max. AC 250V Max.
Operate Time (Initial)	8ms Max.
Release Time (Initial)	5ms Max.
Insulation Resistance	1000M Ω Min. (500V DC)
Dielectric Strength	1000V AC (50Hz/min) Between open contacts 4000V AC (50Hz/min) Between coil and contact
Shock Resistance	Malfunction : 100m/s ² Mechanical : 1000m/s ²
Vibration	1.6mm 10-55Hz Double Amplitude
Ambient Temperature	-40°C to +70°C
Operation Life	Mechanical : 10 ⁷ Electrical : 10 ⁵ (At rated load)
Weight	7g Approx.

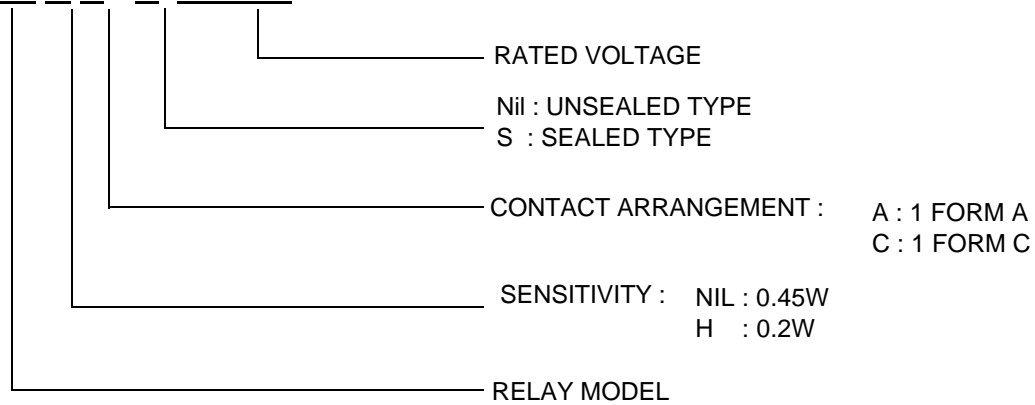
[Specifications are subject to change without notices]

FRM8 RELAY



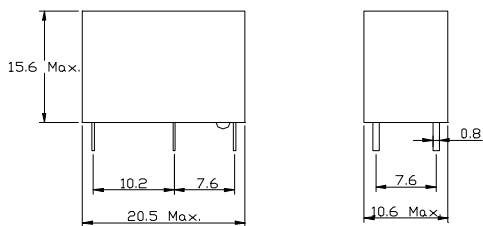
ORDERING INFORMATION

FRM8 H A - S DC12V

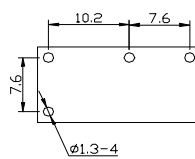


DIMENSIONS(Unit:mm)

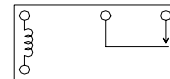
1 FORM A



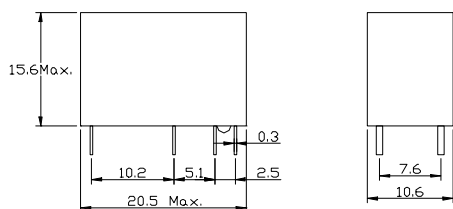
MOUNTING HOLES



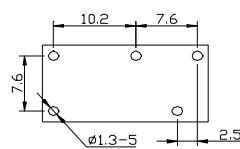
TERMINAL ARRANGEMENT (BOTTOM VIEW)



1 FORM C



MOUNTING HOLES



TERMINAL ARRANGEMENT (BOTTOM VIEW)

